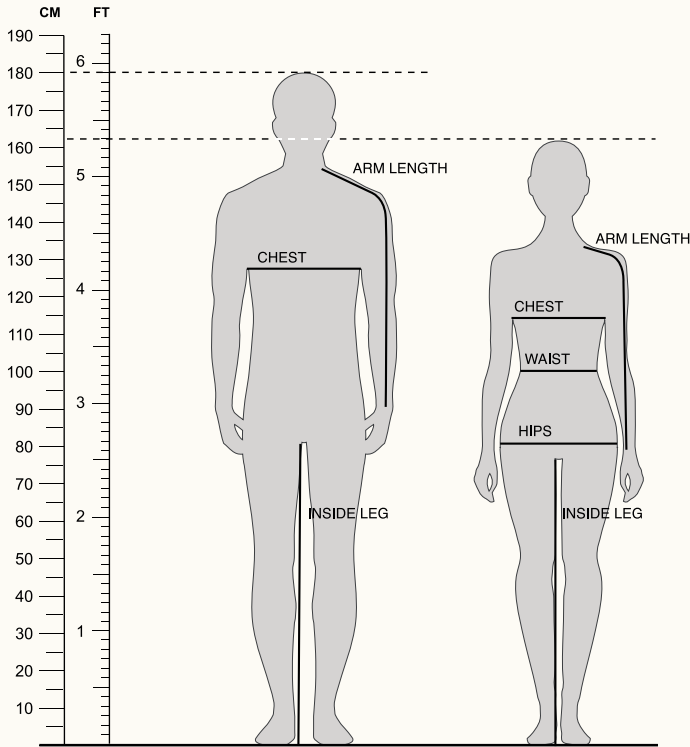


# CLOTHING & GEAR SIZE CHARTS

## ALL BODY MEASUREMENTS ARE IN CIRCUMFERENCE

Tall sizes are 1.5-2 in (or 4-5 cms) longer in body and sleeve length



Men's Measurements						
SIZE	CHEST		INSIDE LEG		SLEEVE LENGTH	
	IN	CM	IN	CM	IN	CM
S	36.2	92	31.9	81	30	76
M	39.8	101	32.3	82	30.7	78
L	43.3	110	32.9	83.5	31.5	80
XL	46.9	119	33.5	85	32.3	82
2XL	50.4	128	34.1	86.5	33.1	84
3XL	53.9	137	34.6	88	33.5	85
4XL	57.9	147	35.2	89.5	33.9	86
5XL	61.8	157	35.8	91	34.3	87

Women's Measurements										
SIZE	CHEST		WAIST		HIPS		INSIDE LEG		SLEEVE LENGTH	
	IN	CM	IN	CM	IN	CM	IN	CM	IN	CM
XS	32.7	83	25.6	65	36.2	92	30.3	77	26.8	68
S	35	89	28	71	38.6	98	30.7	78	27.2	69
M	37.4	95	30.3	77	40.9	104	31.1	79	27.6	70
L	39.8	101	32.7	83	43.3	110	31.5	80	28	71
XL	42.9	109	35.8	91	46.5	118	32.1	81.5	28.3	72
2XL	46.1	117	39	99	49.6	126	32.7	83	28.7	73
3XL	49.2	125	42.1	107	52.8	134	33.3	84.5	29.1	74

### TO FIND YOUR CLOTHING SIZE:

- Remove bulky clothing
- Remove shoes when measuring
- Measure with your feet together
- Take body measurements in circumference

**CHEST:** Measure the chest at the widest part

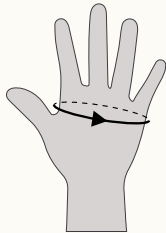
**WAIST:** Measure the waist at the smallest part

**HIPS:** Measure the hips at the widest part

**INSIDE LEG:** Measure along the inner leg from the

crotch to the floor

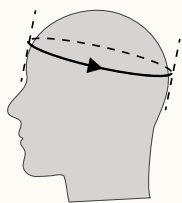
### HAND



Men's Gloves		
HAND CIRCUMFERENCE		
SIZE	IN	CM
S	8.1	20.65
M	8.4	21.45
L	8.8	22.25
XL	9.1	23.05
2XL	9.4	23.85
3XL	9.7	24.65
4XL	10	25.45

Women's Gloves		
HAND CIRCUMFERENCE		
SIZE	IN	CM
S	7.2	18.3
M	7.5	19.1
L	7.8	19.9
XL	8.2	20.7

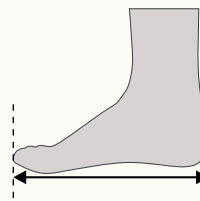
### HEAD



Headwear		
Size	In	CM
One Size	22.4 - 23.2	57 - 59
S/M	21.7 - 22.4	55 - 57
L/XL	22.8 - 23.6	58 - 60

Helmets			
Size	Head Size	In	CM
XS	6 3/4	21.3	54
S	6 7/8 - 7	21.7 - 22	55 - 56
M	7 1/8 - 7	22.4 - 22.8	57 - 58
L	7 3/8 - 7	23.2 - 23.6	59 - 60
XL	7 5/8 - 7	24 - 24.4	61 - 62
2XL	7 7/8 - 8	24.8 - 25.2	63 - 64
3XL	8 1/8 - 8	25.6 - 26	65 - 66
4XL	8 3/8 - 8	26.4 - 26.8	67 - 68

### FOOT



Men's Footwear				
USA	EU	UK	IN	CM
7	39	6	9.8	25
8	41	7	10.2	26
9	42	8	10.6	27
10	43	9	11	28
11	44.5	10	11.4	29
12	46	11	11.8	30
13	47	12	12.2	31
14	48	13	12.6	32

Women's Footwear				
USA	EU	UK	IN	CM
5	35	2.5	8.7	22
6	36	3.5	9	23
7	37.5	4.5	9.4	24
8	38.5	5.5	9.8	25
9	40	6.5	10.2	26
10	41.5	7.5	10.6	27
11	42.5	8.5	11	28

Belt Length		
Size	In	CM
S	30 - 34	76 - 86
M	34 - 38	86 - 96
L	38 - 42	96 - 106
XL	42 - 46	106 - 116
2XL	46 - 50	116 - 126

## PART NUMBER SIZE GUIDE

PART NUMBER SIZE GUIDE- APPAREL*																
SIZE	XS	S	M	L	LT	XL	XLT	2XL	2XLT	3XL	3XLT	4XL	5XL	1W	2W	3W
PART #	01	02	03	06	08	09	11	12	13	14	20	15	16	17	18	19

\*Based on the size you are ordering, add the above number to the end of the item's part number. LT, XLT, 2XLT, 3XLT are tall sizes.

PART NUMBER SIZE GUIDE- FOOTWEAR*													
SIZE	05	06	07	08	09	10	11	12	13	14			
PART #	05	06	07	08	09	10	11	12	13	14			

\*\*Based on the size you are ordering, add the above number to the end of the item's part number.